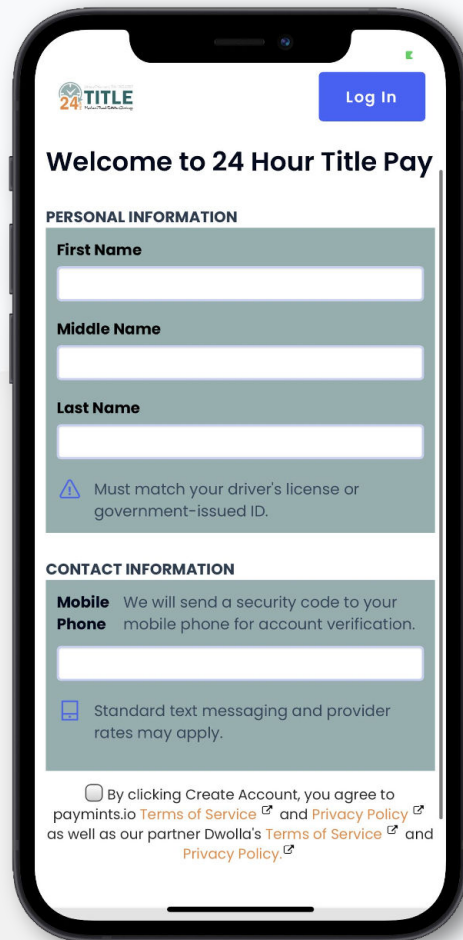




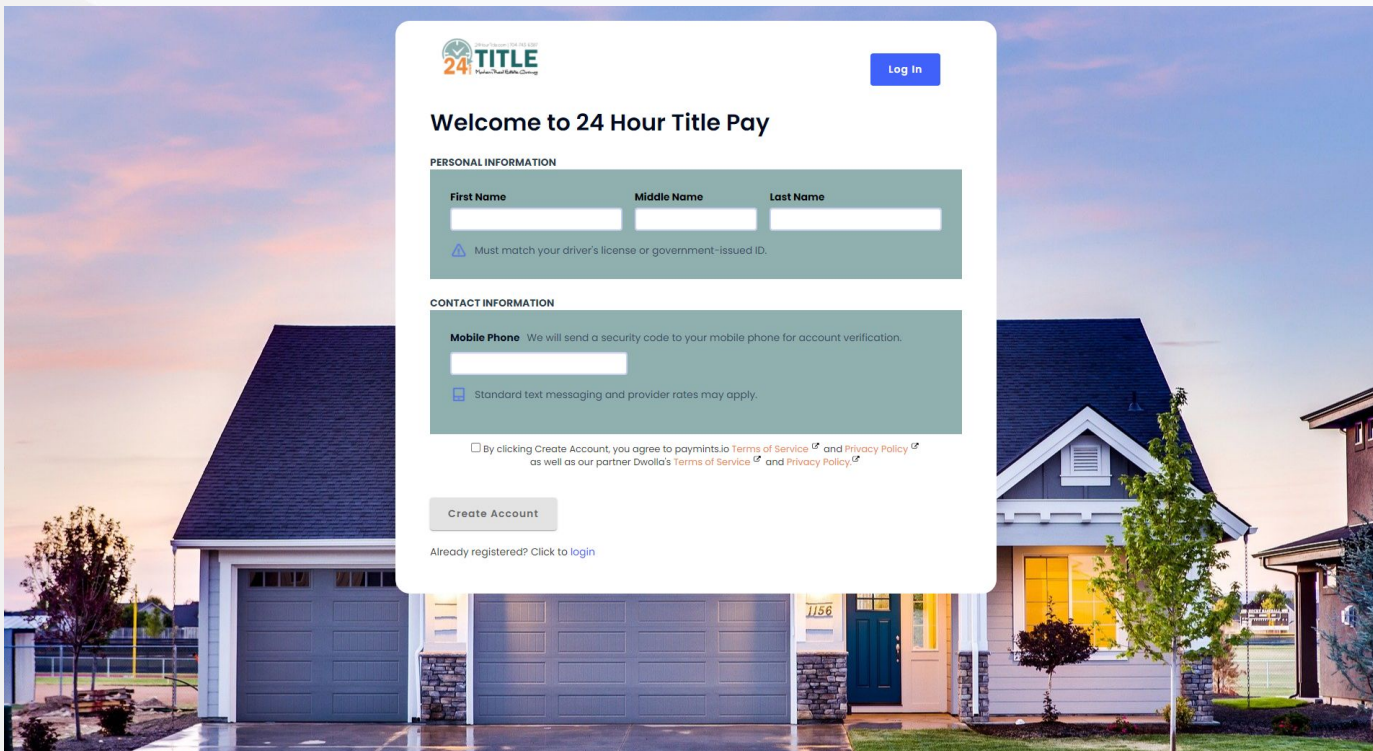
Client Transfer Instructions

Learn More



1

Start by going to 24hourtitle.paymints.io. Create an Account by inputting your first and last name and your mobile phone number. We will send you an authentication code via text

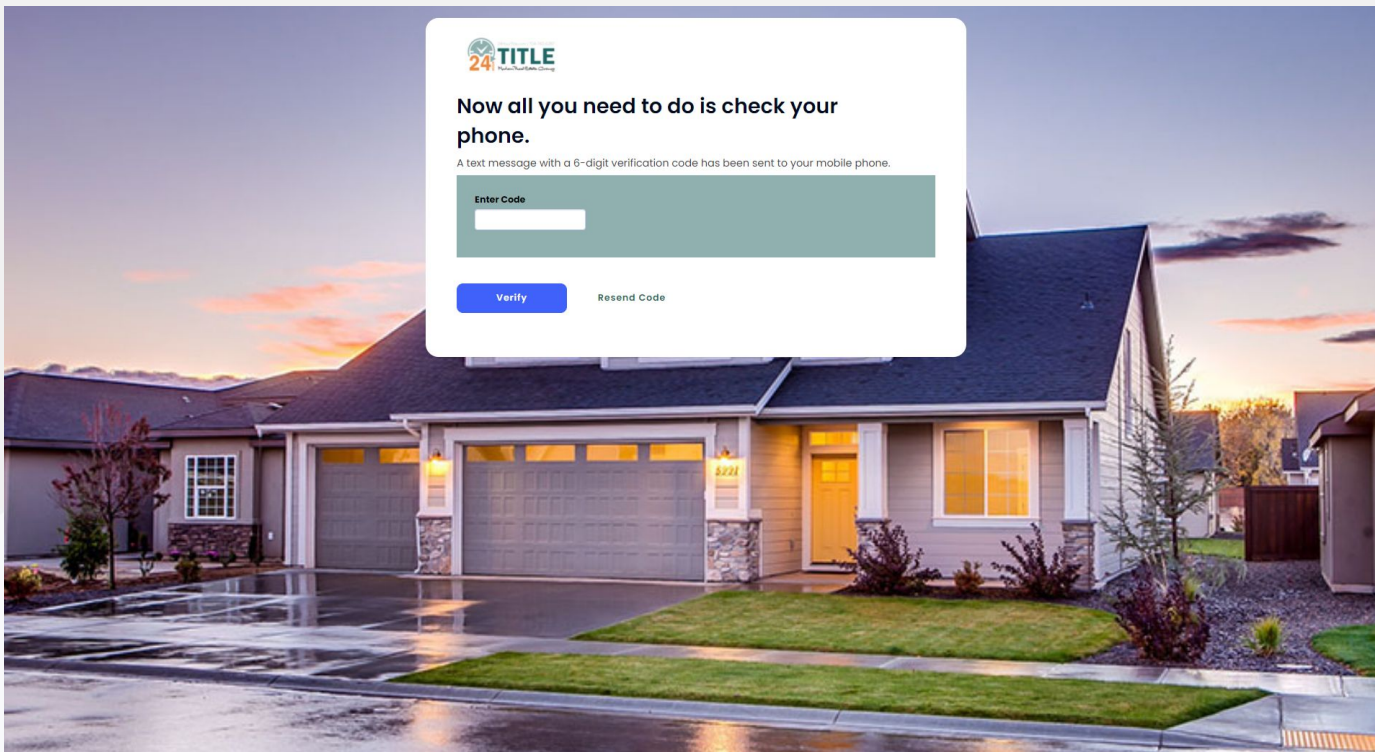


The screenshot shows a web form for creating an account with 24 Hour Title Pay. The form is centered over a background image of a modern house with a two-car garage and a teal front door. The form itself is white with a light blue border and contains the following elements:

- Logo:** 24 Hour Title Pay, with the tagline "Pay Your Title Loans Online".
- Log In:** A blue button in the top right corner.
- Section Header:** "Welcome to 24 Hour Title Pay".
- PERSONAL INFORMATION:** A section with three input fields for "First Name", "Middle Name", and "Last Name". Below these fields is a warning icon and text: "Must match your driver's license or government-issued ID."
- CONTACT INFORMATION:** A section with a "Mobile Phone" input field. Below the field is a warning icon and text: "Standard text messaging and provider rates may apply."
- Agreement:** A checkbox with the text: "By clicking Create Account, you agree to [payments.io Terms of Service](#) and [Privacy Policy](#) as well as our partner Dwolla's [Terms of Service](#) and [Privacy Policy](#)".
- Create Account:** A grey button.
- Already registered?** A link that says "Click to login".

2

Enter the authentication code you should have received via text message.



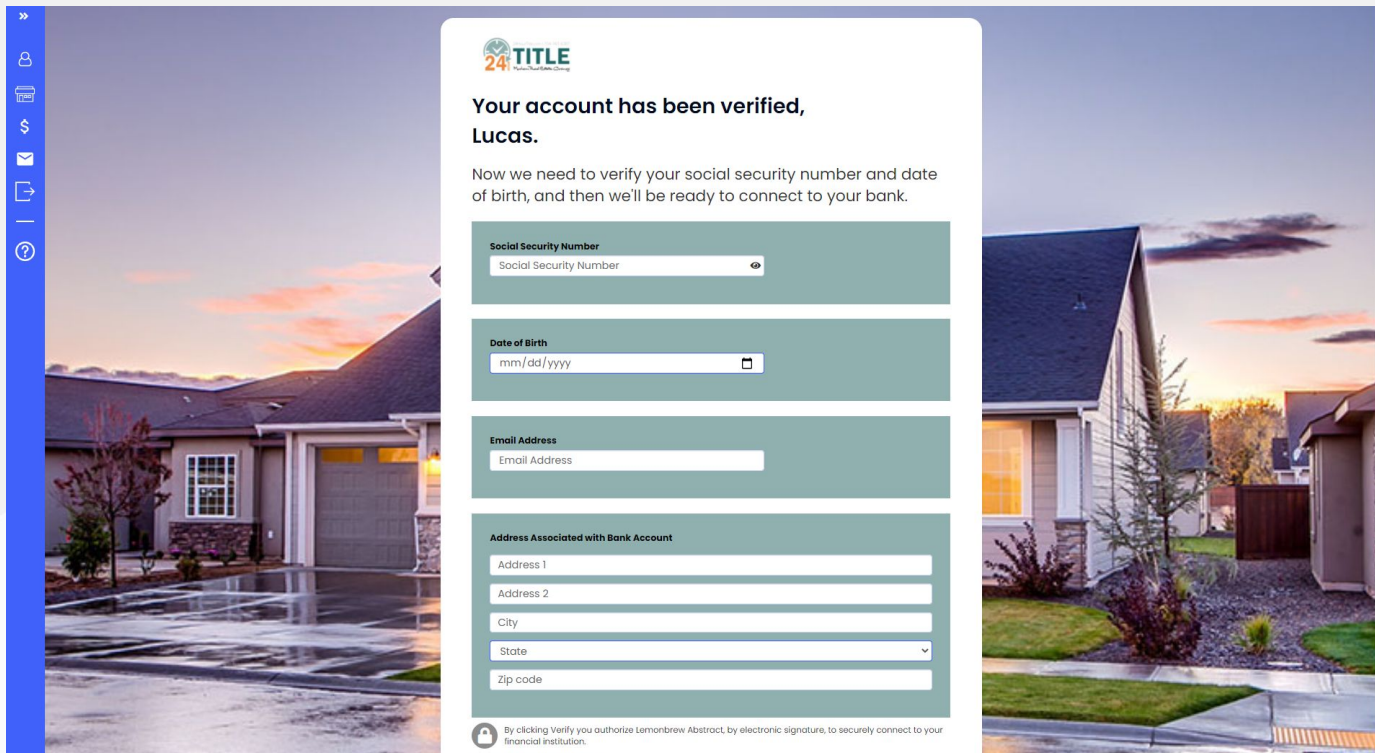
3

Click the green plus sign beside "Transfers" to start a new transfer.



4

Please input your personal information for an OFAC check.



24/7 TITLE
Your account has been verified,
Lucas.

Now we need to verify your social security number and date of birth, and then we'll be ready to connect to your bank.

Social Security Number
Social Security Number

Date of Birth
mm/dd/yyyy

Email Address
Email Address

Address Associated with Bank Account


Address 1

Address 2

City

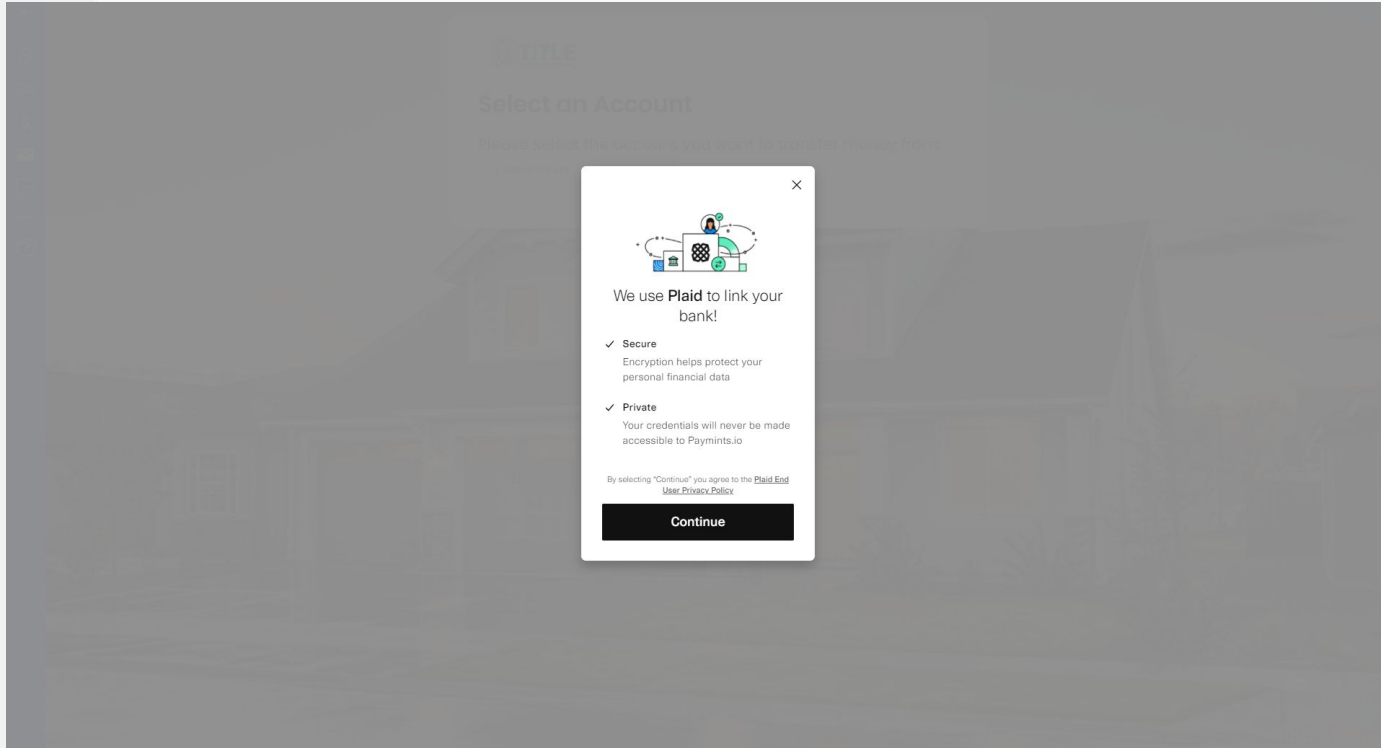
State

Zip code

 By clicking Verify you authorize Lemonbrew Abstract, by electronic signature, to securely connect to your financial institution.

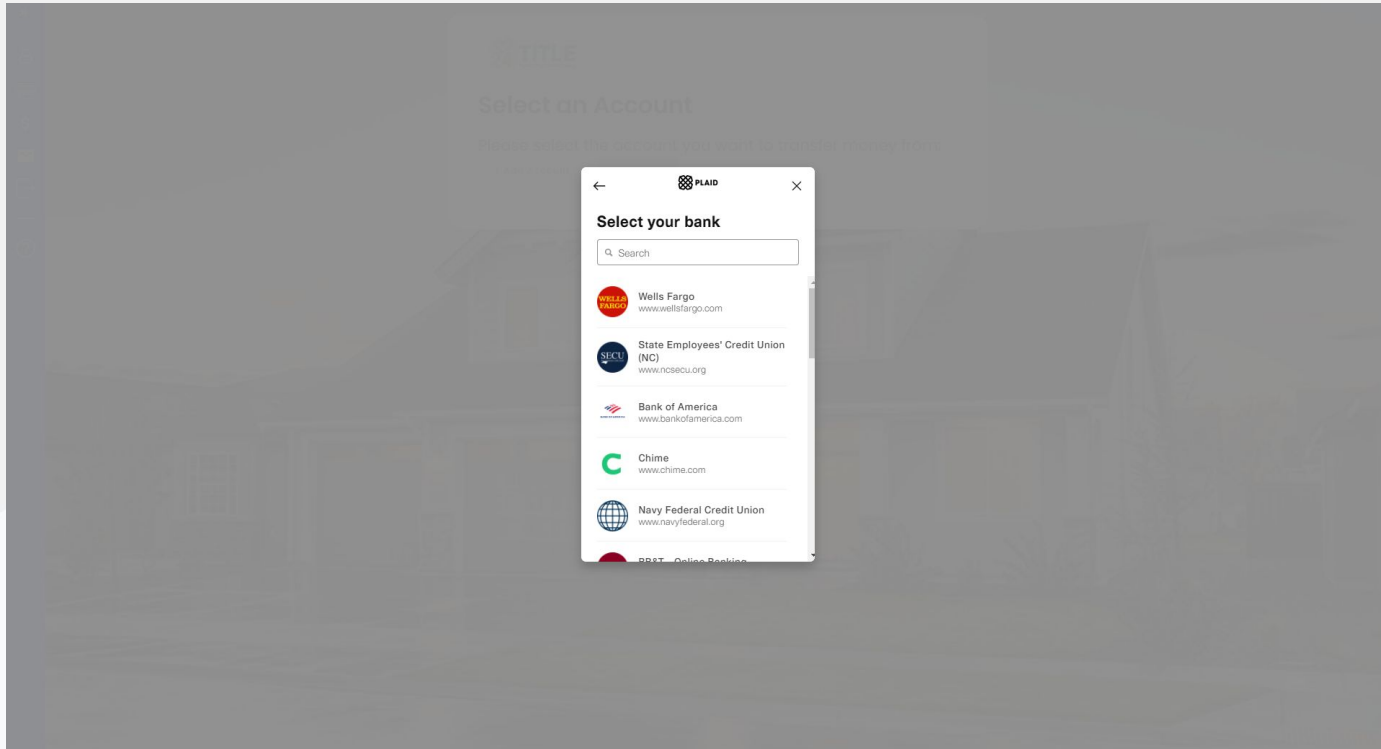
5

Next you will see the Plaid screen. Plaid is the most secure way to connect you bank account electronically. We do not share or store any banking credentials. Please click continue.



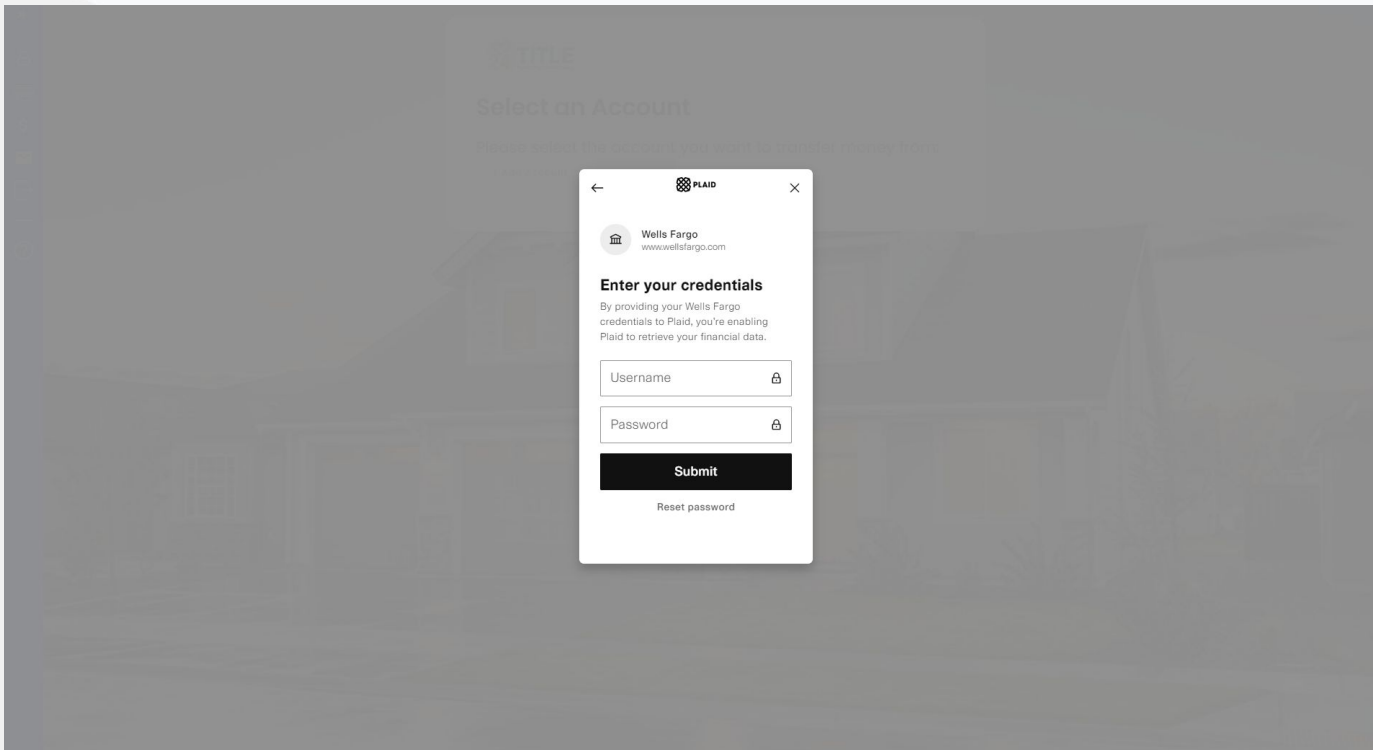
6

Plaid allows us to connect to over 12,000 financial institutions. What you will first see are the most banks used on our platform. If you do not see your bank click in the search bar and type in the name of your bank. Select your financial institution.



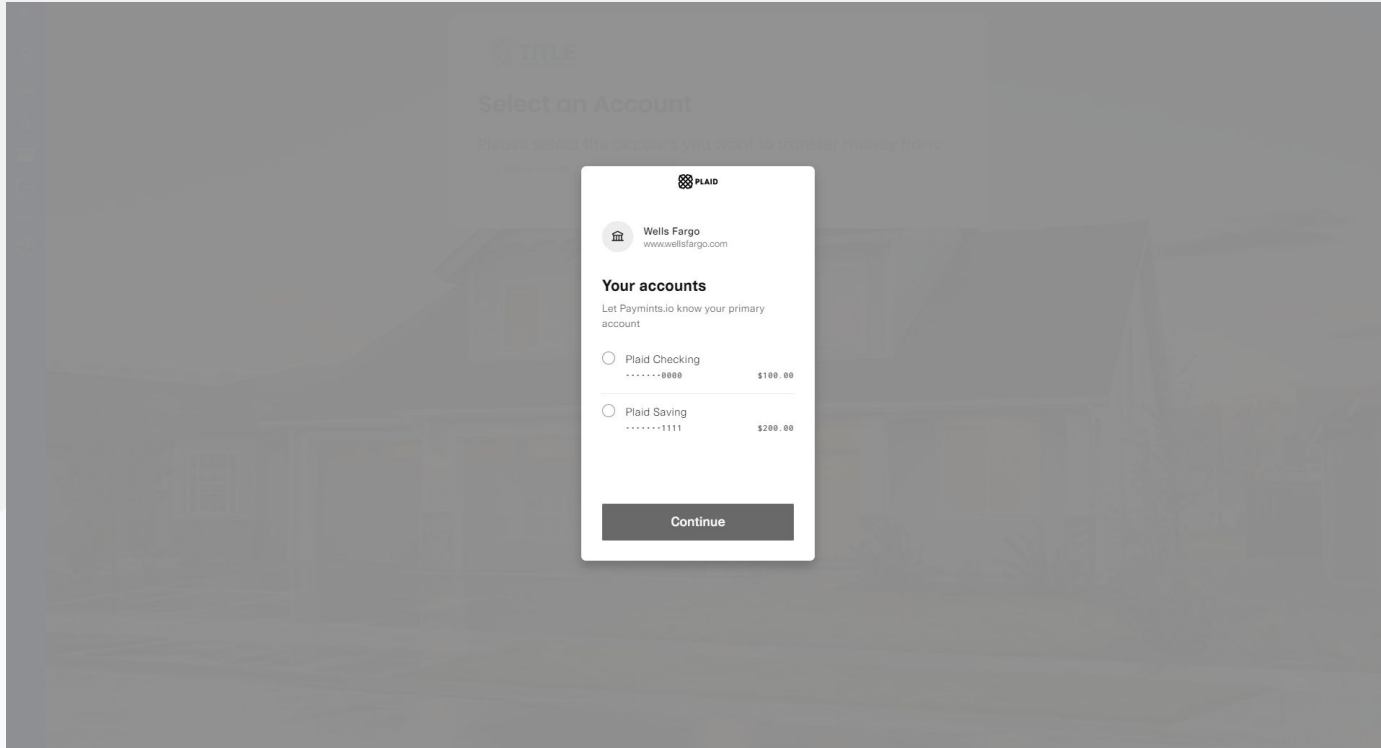
7

Login to your bank account with your online banking credentials. After you have selected your financial institution, log in to your bank using your online banking credentials. This will allow you to view all of your accounts which are eligible to make a transfer on our platform"



8

Please select the account that you would like to use to make the transfer.



9

Once your account has been selected please click “Continue”.

24/7 TITLE
Your Title & Escrow Partner

Select an Account

Please select the account you want to transfer money from:

Financial Institution	Account	Balance	Status
<input checked="" type="radio"/> Wells Fargo	X0000	\$100.00 as of 08/19/2021 5:48 PM EDT	Verified

[+ Add Account](#) [Continue](#)

10

Please fill out the transfer details page. If you would like to add any notes about your transfer you can add that in the optional notes section.

24 TITLE
Real Estate Services

Transfer Details

What kind of transfer would you like to make?

Earnest Money Deposit for Purchase
 Cash to Close for Refinance
 Other

Please enter the property address and any optional notes:

Property Address Related To The Transfer

Address 1
Address 2
City
Alabama
Zip code

Notes (Optional)

How much do you want to transfer?

Account Balance	\$100.00
Transfer Amount	
\$0.00	

11

Review your transfer details if all of the information is correct please click “Make Transfer”.

24 HOUR TITLE
A Division of First American Title Insurance Company

Review

Please confirm that the information below is correct before continuing.

Transfer From: Wells Fargo Account X0000 → **Transfer To:** 24 Hour Title 1320 Matthews-Mint Hill Road, #5Suite 115 Matthews, North Carolina 28105

Details

Transfer Date	Purpose	Subject Property	Note
08/19/2021	Earnest Money Deposit For Purchase	123 Street Charlotte, North Carolina 28209	

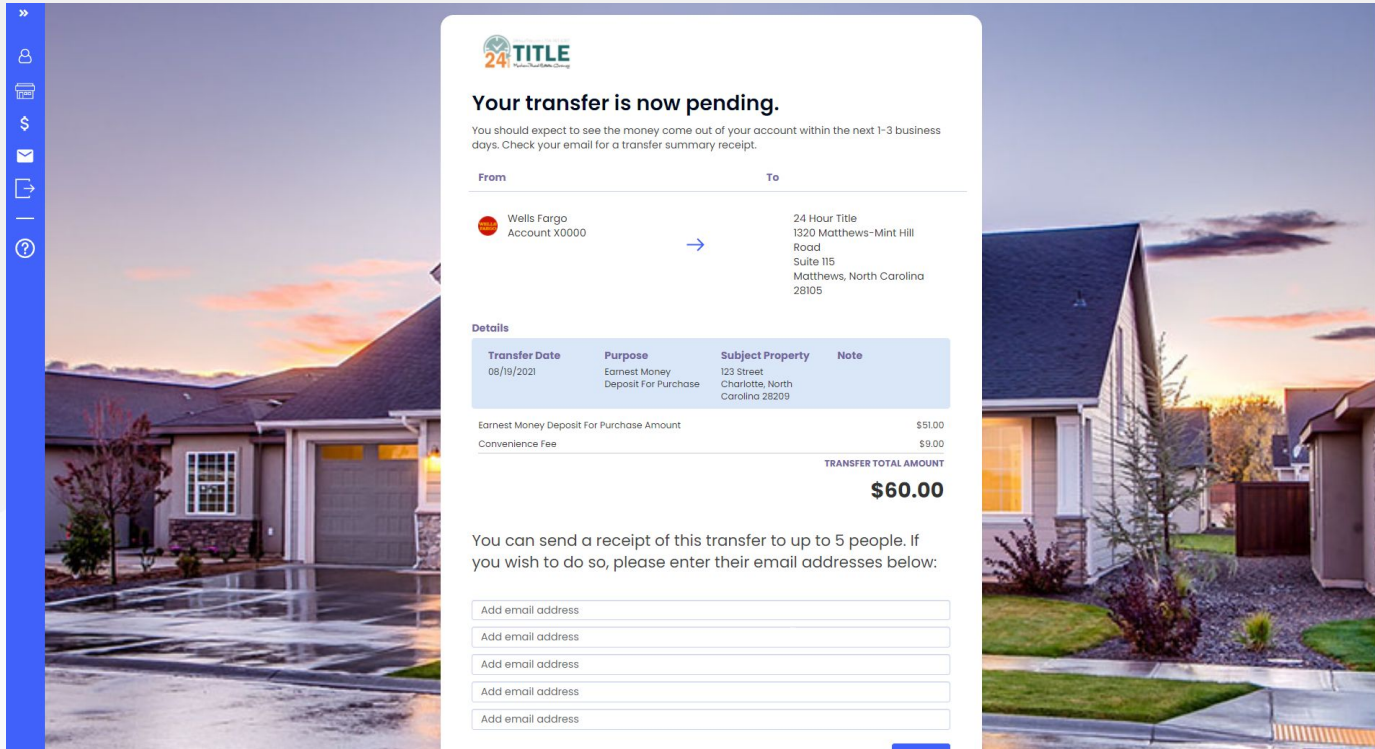
Earnest Money Deposit For Purchase Amount \$51.00
Convenience Fee \$9.00

TRANSFER TOTAL AMOUNT
\$60.00

[← Back](#) [Make Transfer](#) [Save & Come Back Later](#)

12


Once you have clicked “Make Transfer” both you and 24 Hour Title will receive email notifications that the transfer has been initiated. You will also receive an email notification when the transfer arrives in 24 Hour Title’s account. You can also add additional email recipients if you would like to send the transfer details to anyone else involved in the closing.



24 HOUR TITLE
The Closing Authority

Your transfer is now pending.

You should expect to see the money come out of your account within the next 1-3 business days. Check your email for a transfer summary receipt.

From	To
 Wells Fargo Account X0000	24 Hour Title 1320 Matthews-Mint Hill Road Suite 115 Matthews, North Carolina 28105

Details

Transfer Date	Purpose	Subject Property	Note
08/19/2021	Earnest Money Deposit For Purchase	123 Street Charlotte, North Carolina 28209	

Earnest Money Deposit For Purchase Amount \$51.00
Convenience Fee \$9.00

TRANSFER TOTAL AMOUNT
\$60.00

You can send a receipt of this transfer to up to 5 people. If you wish to do so, please enter their email addresses below:

-
-
-
-
-

Contact Us

If you experience any issues, please contact support@paymints.io or 1-888-921-1090

Enjoyed your transfer experience?
Please let us know & tell a friend!

